

MUNITIONS EXECUTIVE SUMMIT

Ammunition Enterprise

Cross Service Panel

BGen Michael M. Brogan

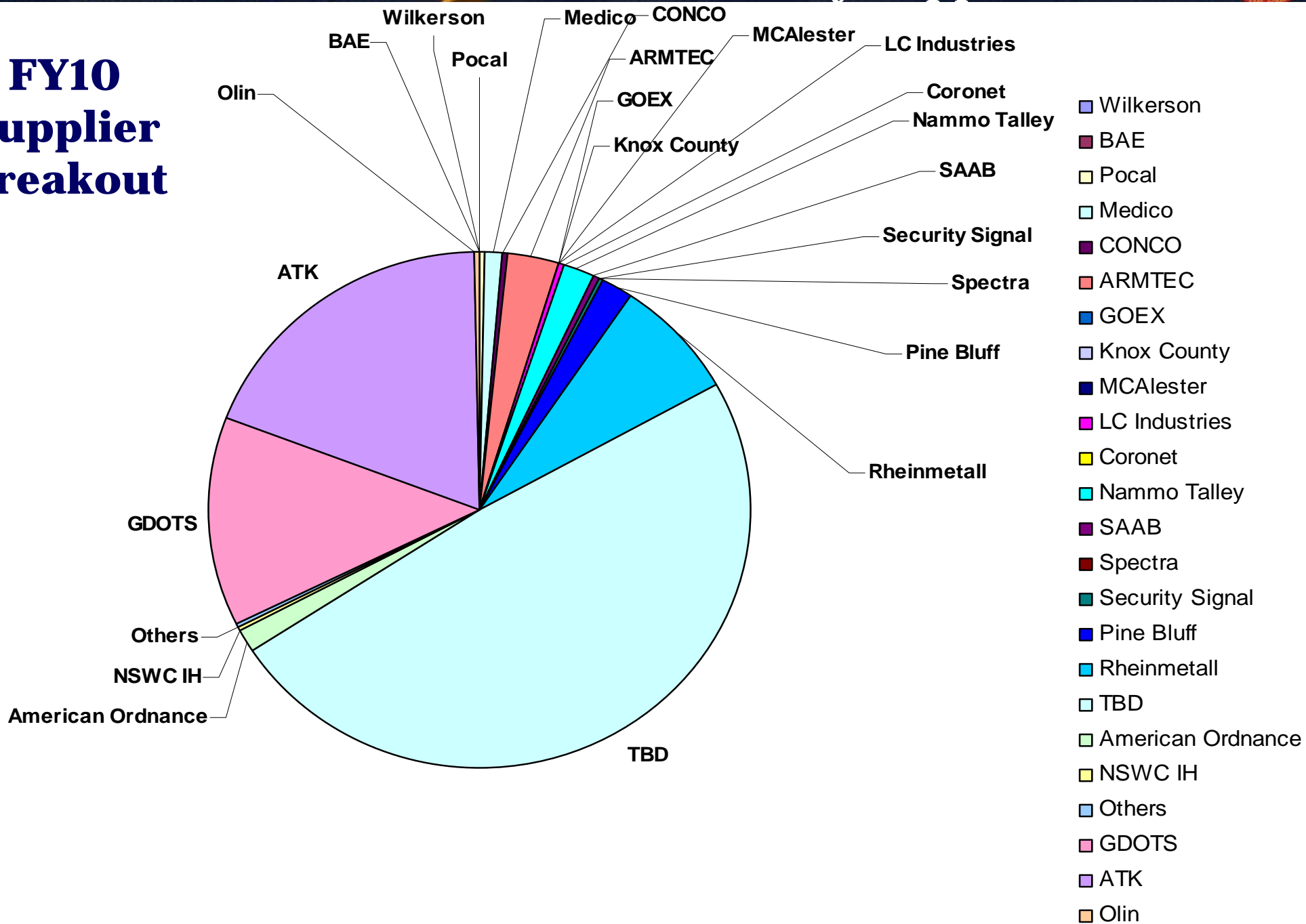
Commander, Marine Corps Systems Command



9 February, 2010



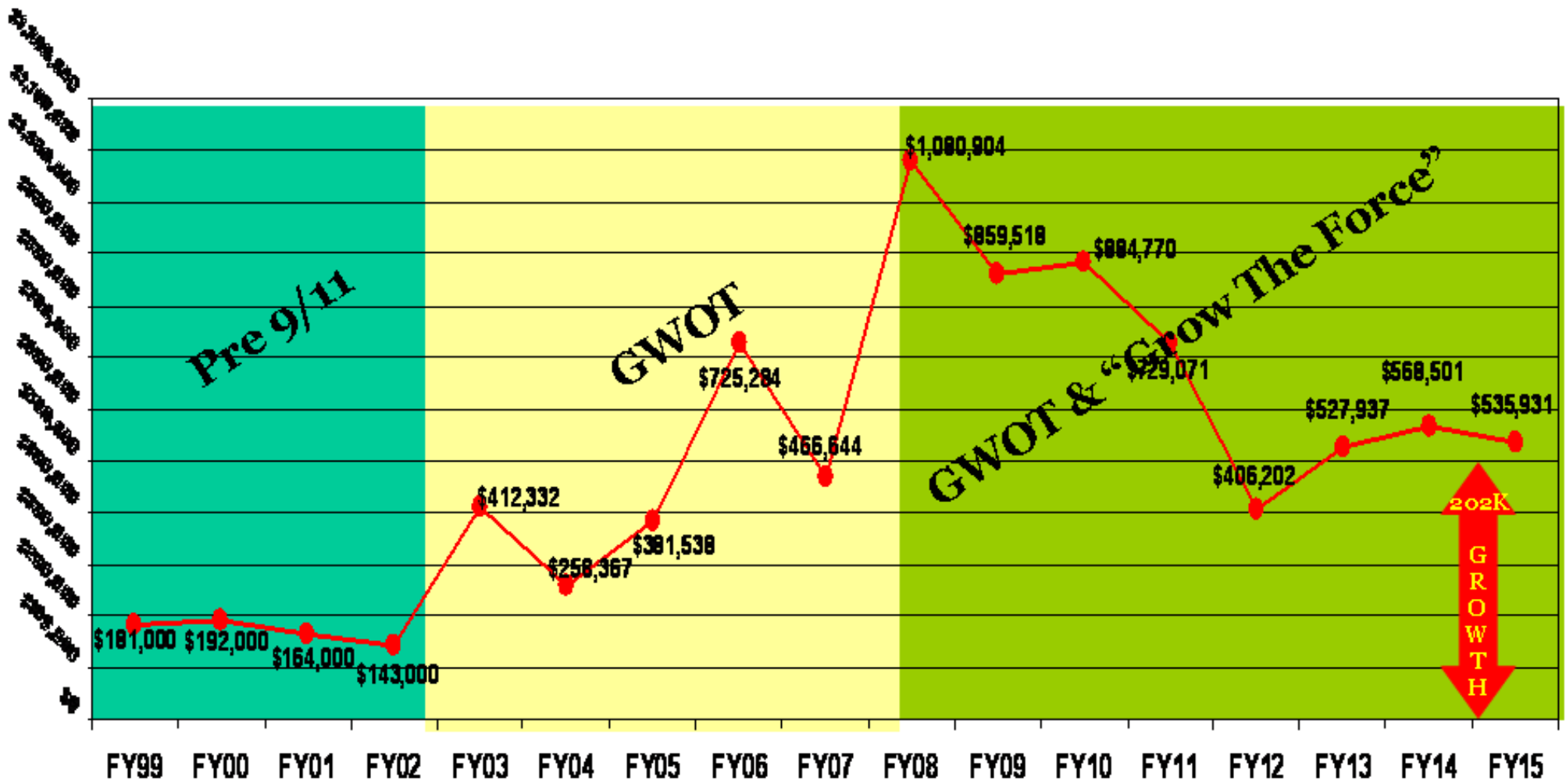
**FY10
Supplier
Breakout**

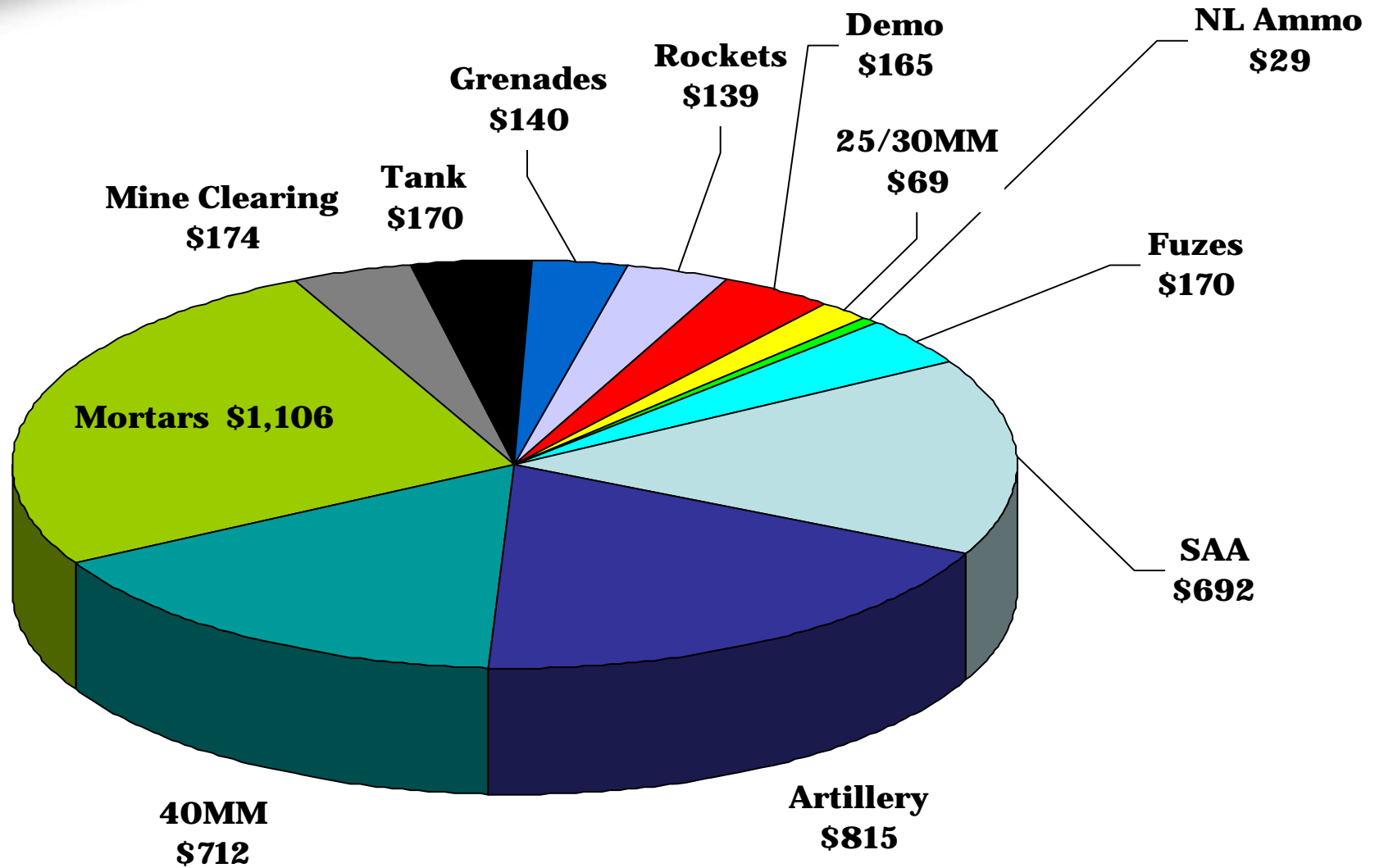


Total Production Pipeline: 425 Open Orders @ \$2.4B



**USMC Ammunition Investment
(FY99 thru FY15)**





FY09-FY15 Procurement Breakout = \$4.512B
(PRESBUD 09)

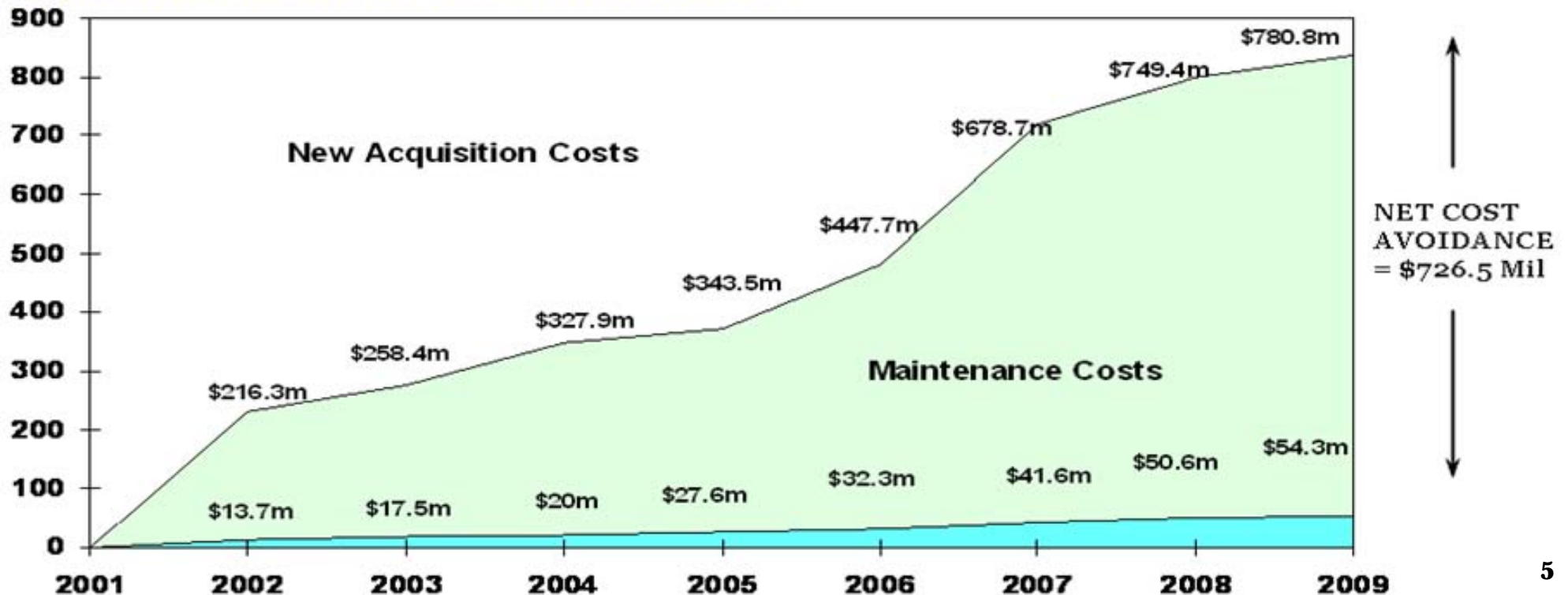


Maintenance & Renovation

“Cost Avoidance”




- Significant “RETURN ON INVESTMENT” (ROI)
- Cumulative Return on Investment (ROI).




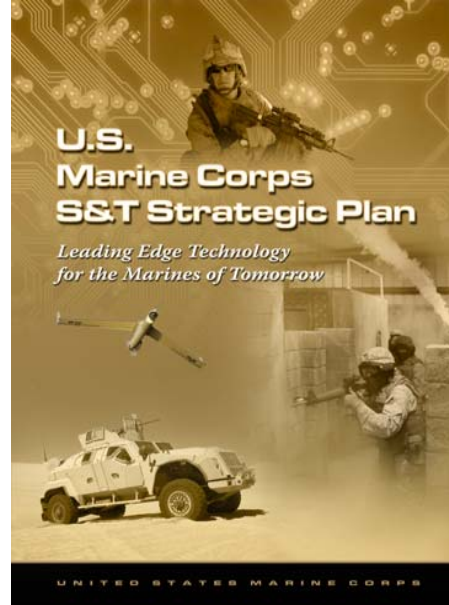


EQUIPPING THE WARFIGHTER TO WIN


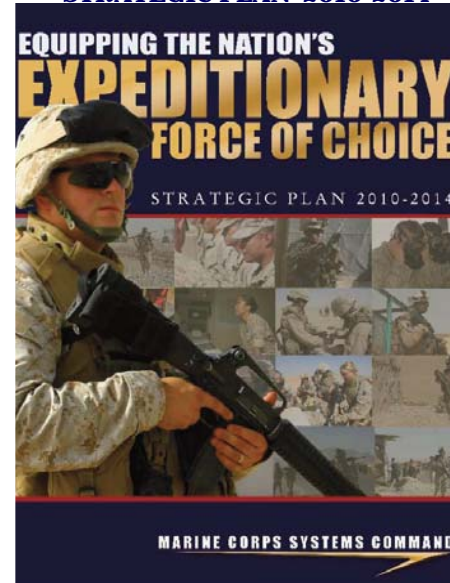
USMC VISION & STRATEGY 2025



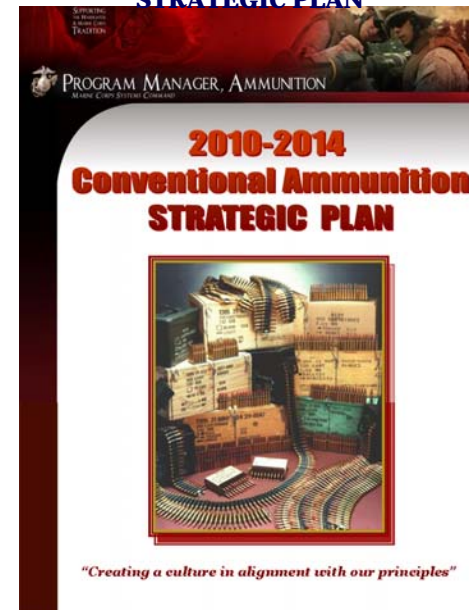
2009 USMC S&T STRATEGIC PLAN



MARINE CORPS SYSTEMS COMMAND STRATEGIC PLAN 2010-2014



PM AMMUNITION 2010-2014 CONVENTIONAL AMMUNITION STRATEGIC PLAN





- **Cluster Munitions Alternative's**
- **Landmine Replacement - (SPIDER Networked Munitions)**
- **USMC Shift to OEF; Precision!**
 - **Excalibur**
 - **Precision Guidance Kit (PGK)**
 - **120mm Precision Extended Range Mortar (PERM)**
- **2 Additional Tank Companies (FY11) + 28 M1A1's**
 - **120mm Multi-Purpose - capable of point- or delayed-detonation for anti-materiel application or air burst for anti-personnel**
 - **Full and Open Competition**





- **Shoulder Fired Rockets:**

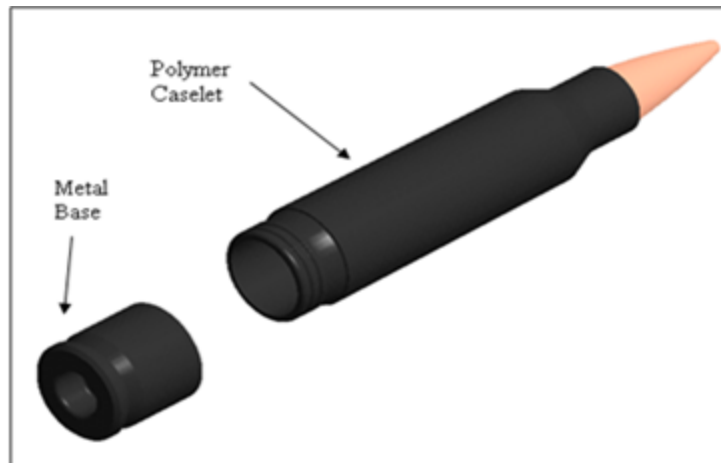


- **Increase M72 LAAW Procurements**

- **SMAW II FFE MP Warhead**



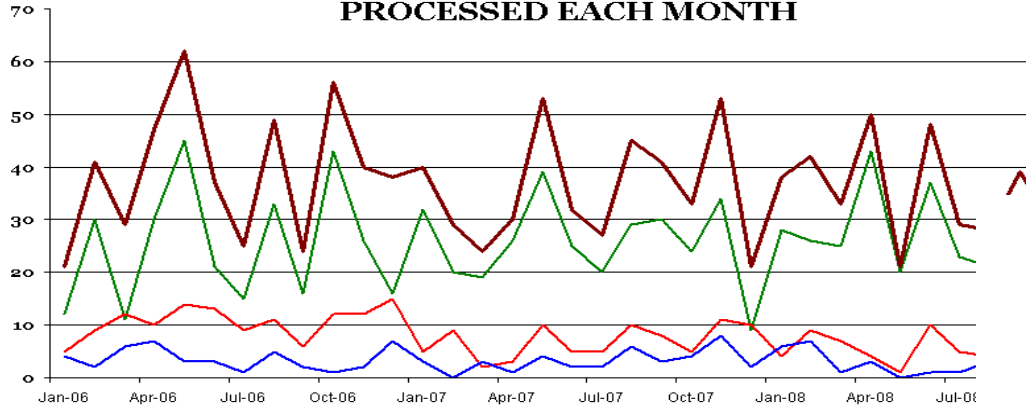
- **Polymer Cased Small Arms Ammunition**





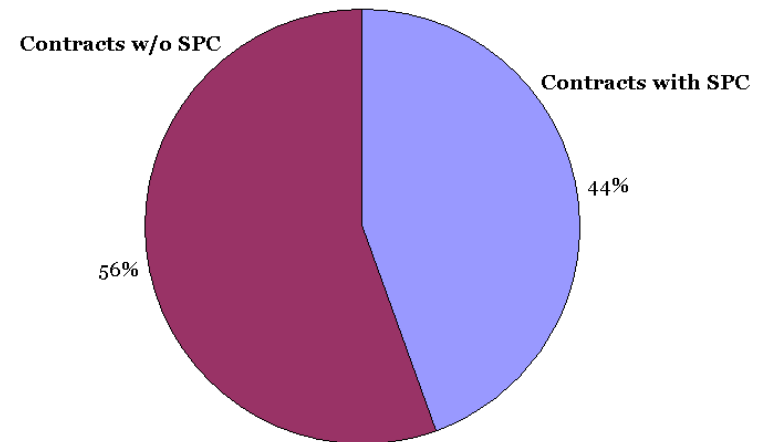
- **Quality Product Costs but, not as costly as.....**

**ECP's, RFW's, RFD's
PROCESSED EACH MONTH**



	Jan-06	Feb-06	Mar-06	Apr-06	May-06	Jun-06	Jul-06	Aug-06	Sep-06	Oct-06	Nov-06	Dec-06	Jan-07	Feb-07	Mar-07	Apr-07	May-07	Jun-07	Jul-07	Aug-07	Sep-07	Oct-07	Nov-07	Dec-07	Jan-08	Feb-08	Mar-08	Apr-08	May-08	Jun-08	Jul-08	Aug-08	Sep-08	Oct-08
ECP	12	30	11	30	45	21	15	33	16	43	26	16	32	20	19	26	39	25	20	29	30	24	34	9	28	26	25	43	20	37	23	21	27	17
RFD	5	9	12	10	14	13	9	11	6	12	12	15	5	9	2	3	10	5	5	10	8	5	11	10	4	9	7	4	1	10	5	4	9	12
Totals	21	41	29	47	62	37	25	49	24	56	40	38	40	29	24	30	53	32	27	46	41	33	53	21	38	42	33	50	21	48	29	28	39	30
RFW	4	2	6	7	3	3	1	5	2	1	2	7	3	0	3	1	4	2	2	6	3	4	8	2	6	7	1	3	0	1	1	3	3	1

PERCENTAGE OF CONTRACTS WITH SPC





- **Modernization – Built in modularity**
- **Safer IM stockpile**
- **Heavy training cycles the inventory**
- **New = production risk**
- **HERO**

IMSP Submission Cycle	None	Tier I IM Reactions										HC			
		Baseline					HC	Projected					HC		
FY05-06	SMAW DM	III	I	V	NA	NA	(F)	1.1E	III	I	I	I	F	(F)	
	SMAW HE AA	(0)	(0)	(0)	(0)	(F)	(F)	1.1E	(V)	(V)	(V)	(V)	(F)	(F)	
	SMAW NE	V	III	V	(M)	NA	NA	1.1E	V	(V)	(V)	(V)	(F)	(F)	
	MCS-M59/59	V	V	I	I	F	NA	1.1D	(M)	(M)	(M)	(M)	(F)	(F)	1.1D
	MCS-RM	V	III	IV	V	(P)	NA	1.3C	(M)	(M)	(M)	(M)	(F)	(F)	UKN
	CLAWS-WDU-411/B	IV	IV	V	V	P	NA								
FY07-08	CLAWS-WPU-16/B	V	III	V	V	P	NA								
	EFSS (Baseline assessed on French TNT)	(II)	(II)	(0)	(0)	(F)	(F)	1.1E							
	EFSS 120mm HE	(II)	(II)	(0)	(0)	(F)	(F)	1.1C	(M)	(M)	(M)	(M)	(F)	(F)	
	EFSS 120mm Smoke	(M)	(M)	(M)	(M)	(P)	(F)	1.1H	(M)	(M)	(M)	(M)	(F)	(F)	
	EFSS 120mm Illum	(M)	(M)	(M)	(M)	(P)	(F)	1.2G	(M)	(M)	(M)	(M)	(F)	(F)	
	EFSS 120mm Practice	(M)	(M)	(M)	(M)	(P)	(F)	1.1E	(M)	(M)	(M)	(M)	(F)	(F)	
	40mm MK 281 MOD 0	V	IV	V	(M)	P	NA	1.4C	V	IV	V	(M)	F	NA	
	40mm MK 281 MOD 1	V	IV	V	(M)	P	NA	1.4C	V	(V)	(M)	(M)	F	NA	
	SMAW DM	III	I	V	NA	NA	(F)	1.1E	III	I	I	I	F	(F)	
	SMAW HE AA	(0)	(0)	(0)	(0)	(F)	(F)	1.1E	(V)	(V)	(V)	(V)	(F)	(F)	
FY09-10	SMAW NE	V	III	V	(M)	NA	NA	1.1E	(V)	(V)	(V)	(V)	(F)	(F)	
	MCS	V	V	I	I	F	NA	1.1D	(M)	(M)	(M)	(M)	(F)	(F)	
	French TNT (info only)	(II)	(II)	(0)	(0)	(F)	(F)	1.1E	(II)	(II)	(0)	(0)	(F)	(F)	1.1E
	EFSS 120mm HE	IV	V	V	III	P	(F)	1.2.1E	IV	V	V	(V)	F	(F)	TBD
	EFSS 120mm Smk (Projectile Only)	(II)	III	IV	III	(P)	(F)	1.2.2H	(V)	(V)	IV	(V)	(F)	(F)	TBD
	EFSS 120mm Illum	IV	V	IV	III	P	(F)	1.3G	IV	V	IV	(V)	F	(F)	TBD
	EFSS 120mm Practice	IV	V	IV	III	P	(F)	1.2.1E	IV	V	IV	(V)	F	(F)	TBD
	EFSS 120mm Tail Chrg Assembly	(II)	IV	IV	III	(P)	(F)	1.2.1C	(V)	(V)	IV	(V)	(F)	(F)	TBD
	EFSS 120mm Smk Mixed Pallet	III	(II)	(V)	(II)	P	(F)	1.2.1H	(V)	(M)	(V)	(V)	F	(F)	TBD
	40mm MK281 BA12	V	IV	V	(M)	P	(F)	1.4C	V	(M)	(M)	(M)	F	(F)	(1.4C)
	40mm MK281 BA21	V	IV	V	(M)	P	(F)	1.4C	(M)	(M)	(M)	(M)	F	(F)	(1.4C)
	French TNT (info only)	(II)	(II)	(0)	(0)	(F)	(F)	1.1E	(II)	(II)	(0)	(0)	(F)	(F)	1.1E
	EFSS 120mm HE	IV	V	V	III	P	(F)	1.2.1E	(M)	V	V	(V)	F	(F)	1.2.1E
	EFSS 120mm Smoke (Projectile Only)	(II)	III	IV	III	(P)	(F)	1.2.2H	(V)	(V)	IV	(V)	F	(F)	1.2.2H
EFSS 120mm Illum	IV	V	IV	III	P	(F)	1.3G	IV	V	IV	(V)	F	(F)	1.3G	
FY11-12	EFSS 120mm Practice	IV	V	IV	III	P	(F)	1.2.1E	(M)	V	IV	(V)	F	(F)	1.2.1E
	EFSS 120mm Tail Charge Assembly	(II)	IV	IV	III	(P)	(F)	1.2.1C	(M)	(M)	IV	(V)	(F)	(F)	1.2.1C
	EFSS 120mm Smoke Mixed Pallet	III	(II)	(V)	(II)	P	(F)	1.2.1H	(V)	(M)	(V)	(V)	F	(F)	1.2.1H
	M59/M58'	V	V	I	I	F	(F)	1.1D	V	V	V	(V)	F	(F)	(1.1D)
	M1134A4	V	(M)	V	V	(P)	UKN	(1.4S)	(M)	(M)	(M)	(M)	(F)	(F)	UKN
	MK22 MOD 4*	(IV/II)	III	V	III	(P)	UKN	1.3C	(M)	(M)	V	(M/II)	(F)	(F)	UKN
	40mm HEDP - HV	(II)	(0)	(M)	(0)	(F)	(F)	1.1E	(II)	(II)	(M)	(II)	(F)	(F)	(1.2E)
	40mm HEDP - LV	(II)	(0)	(M)	(0)	(F)	(F)	1.1E	(II)	(II)	(M)	(II)	(F)	(F)	(1.2E)
	SCSG	(M)	(M)	(M)	(M)	(P)	(F)	(1.4G)	(M)	(M)	(M)	(M)	(F)	(F)	(1.4G)
	SMAW II AUR	(M)	(M)	(M)	(M)	(P)	(F)	1.1E	(M)	(M)	(M)	(M)	(F)	(F)	TBD
Warhead/Fuze								(M)	(M)	(M)	(M)	(F)	(F)		
Launch/Propulsion								(M)	(M)	(M)	(M)	(F)	(F)		





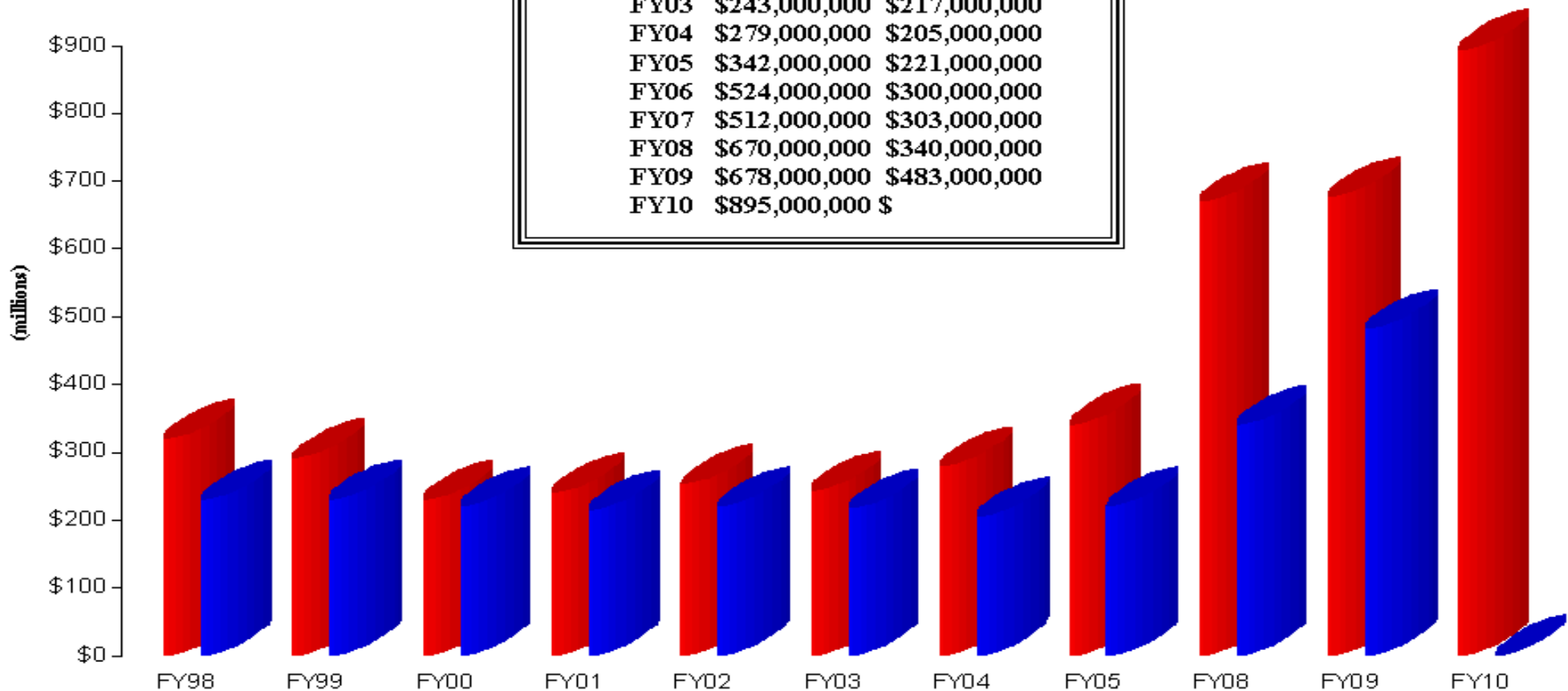
- **Unstable Funding Profiles**
- **Requirements Fluctuation**
- **Alignment of Procurements & Requirements**
- **Joint Ordnance Commanders awareness**
- **Continued Reliance on Industry**
- **Single Manager for Conventional Ammunition**
- **The Key to Success**
 - Collaboration
 - Open and Frank Communication
 - Reasonable Expectations

Thank You



Annual Comparison Training Allowances vs. Training Expenditures

	<u>Allowances</u>	<u>Expenditures</u>
FY98	\$320,000,000	\$229,000,000
FY99	\$291,000,000	\$231,000,000
FY00	\$230,000,000	\$220,000,000
FY01	\$240,000,000	\$215,000,000
FY02	\$253,000,000	\$220,000,000
FY03	\$243,000,000	\$217,000,000
FY04	\$279,000,000	\$205,000,000
FY05	\$342,000,000	\$221,000,000
FY06	\$524,000,000	\$300,000,000
FY07	\$512,000,000	\$303,000,000
FY08	\$670,000,000	\$340,000,000
FY09	\$678,000,000	\$483,000,000
FY10	\$895,000,000	\$





Strategic Plan Links

- **USMC VISION & STRATEGY 2025**
- **2009 USMC S&T STRATEGIC PLAN**
- **MARINE CORPS SYSTEMS COMMAND STRATEGIC PLAN 2010-2014**
- **PM AMMUNITION 2010-2014 CONVENTIONAL AMMUNITION STRATEGIC PLAN**

If desired contact:

Mr. Jerry L. Mazza, PM Ammo, 703-432-8777 or, Jerry.Mazza@USMC.mil

LtCol John Oliver, Deputy PM Ammo, 703-432-8778, John.g.oliver1@USMC.mil